



**Congressional
Research Service**

Informing the legislative debate since 1914

Intelligence Community Spending: Trends and Issues

Anne Daugherty Miles

Analyst in Intelligence and National Security Policy

November 8, 2016

Congressional Research Service

7-5700

www.crs.gov

R44381

Summary

This report examines Intelligence Community (IC) funding over the past several decades, with an emphasis on the period from 2007-2017—the period in which total national and military intelligence program (NIP and MIP) spending dollars have been publicly disclosed on an annual basis. Intelligence-related spending (such as the Homeland Security Intelligence Program) that does not fall within the NIP and MIP is outside the scope of this report.

Total intelligence spending is usually understood as the combination of (1) the National Intelligence Program (NIP), which covers the programs, projects, and activities of the intelligence community oriented towards the strategic needs of decision makers, and (2) the Military Intelligence Program (MIP), which funds defense intelligence activity intended to support tactical military operations and priorities.

Among the tables and graphs included in this report to illustrate trends in intelligence spending, **Figure 1** illustrates highs and lows in NIP spending between 1965 and 1994. The highs and lows correspond roughly to highs and lows in defense spending during those same years as illustrated in **Figure A-1**.

Table 2 and **Figures 2** and **3** illustrate that in comparison with national defense spending, intelligence-related spending has remained relatively constant over the past decade—representing roughly 10 to 11% of national defense spending. **Table 2** compares NIP and MIP spending to national defense spending from FY2007 to FY2017, reporting values in both nominal and constant dollars. **Figure 2** uses the data in Table 1 to provide an overview of total intelligence spending as a percentage of overall national defense spending. **Figure 3** provides a snapshot of NIP spending over the past two decades, and despite the lack of data between 1999 and 2004, the values that are present suggest constancy in NIP topline dollar appropriations.

Additional tables in Appendix B and C provide an overview of the IC budget programs. **Table B-1** identifies 4 defense NIP programs, 8 nondefense NIP programs, and 10 MIP programs. **Table C-1** illustrates that 6 IC components have both MIP and NIP funding sources.

This report was originally titled *Intelligence Spending: In Brief*. It has been retitled for added clarity, and updated with recently published budget numbers. It is published in conjunction with CRS Report R44681, *Intelligence Community Programs, Management, and Enduring Issues*, by Anne Daugherty Miles. R44681 examines IC spending programs—to include specifics related to NIP and MIP subordinate programs such as the Consolidated Cryptologic Program (CCP) and National Reconnaissance Program (NRP). It also examines the key players and processes associated with IC program management and oversight, and several issues for possible consideration by congressional overseers.

Contents

Introduction	1
The Intelligence Budget	3
Secrecy vs. Transparency	6
Trends in Intelligence Spending	8
Historical Trends	8
Recent Trends.....	9
Issues for Congress.....	13
Transparency	13
How Much is Enough?.....	13

Figures

Figure 1. Intelligence Spending 1965-1994	8
Figure 2. Intelligence Spending as a Percentage of the National Defense Budget: Fiscal Years 2007-2017.....	11
Figure 3. Intelligence Spending Based on Publicly Available Numbers: Fiscal Years 1997-2017.....	12
Figure A-1. DOD Spending in Historical Perspective, FY1950-2025	15

Tables

Table 1. Elements of the U.S. Intelligence Community (2016).....	2
Table 2. Intelligence Spending, Fiscal Years 2007-2017.....	10
Table B-1. National and Military Intelligence Programs (NIP and MIP).....	16
Table C-1. Intelligence Community Components: NIP and MIP Funding Sources	19

Appendixes

Appendix A. Defense Spending: FY 1950-2025	15
Appendix B. Intelligence Programs (NIP and MIP).....	16
Appendix C. Intelligence Community Components: NIP and MIP Funding Sources.....	19

Contacts

Author Contact Information	19
----------------------------------	----

Introduction

Funding associated with the 17 elements of the U.S. Intelligence Community (IC) is significant. In Fiscal Year (FY) 2016 alone, the aggregate amount (base and supplemental) appropriated totaled \$70.7 billion.¹ This report examines intelligence funding over the past several decades, with an emphasis on the period from 2007-2017—the period in which total national and military intelligence program spending dollars have been publicly disclosed on an annual basis. A table of topline budget figures and accompanying graphs illustrate that in comparison with national defense spending, intelligence-related spending has remained relatively constant over the past decade—representing roughly 10% to 11% of national defense spending.

Intelligence spending is usually understood as the sum of two separate budget programs: (1) the National Intelligence Program (NIP), which covers the programs, projects, and activities of the intelligence community oriented towards the strategic needs of decision-makers,² and (2) the Military Intelligence Program (MIP), which funds defense intelligence activities intended to support tactical military operations and priorities.³ Nevertheless, the combined NIP and MIP budgets do not encompass the total of U.S. intelligence-related spending.

Many departments have intelligence gathering entities that support a department-specific mission, are paid for with department funds, and do not fall within either the NIP or MIP.⁴ For example, the Homeland Security Intelligence Program (HSIP) is sometimes referenced in intelligence-related legislation. It is a small program that exists within the DHS to fund those intelligence activities of the Office of Intelligence and Analysis that serve predominantly departmental missions. Robert Mirabello, an expert on the IC budget, offers other examples:

US Coast Guard Intelligence and the Office Intelligence and Analysis aside, the NIP does not fund the domestic intelligence related activities of the various components of the Department of Homeland Security. Nor, except for liaison personnel, does NIP fund the intelligence-like activities of state, local and tribal governments in the 72 domestic intelligence fusions centers or analogous functions in the private sector. Furthermore, the MIP does not include the E-3 Airborne Warning and Control System (AWACS) or the MQ-9 Reaper unmanned aerial vehicle (UAV) missile platform, even though those systems collect data that feed tactical intelligence systems.⁵

¹ NIP \$53B, MIP \$17.7. See Office of the DNI, “DNI Releases Budget Figure for 2016 National Intelligence Program,” *news release* no. 20-16, October 28, 2016, at <https://www.dni.gov/index.php/newsroom/press-releases/215-press-releases-2016/1443-dni-releases-budget-figure-for-2016-national-intelligence-program>; and Department of Defense, “Department of Defense Releases Budget Figure for 2016 Military Intelligence Program (MIP),” Release No: NR-386-16, at <http://www.defense.gov/News/News-Releases/News-Release-View/Article/990166/departments-of-defense-releases-budget-figure-for-2016-military-intelligence-pro>. See also **Table 2**.

² The ‘topline’ number for the NIP was classified until 2007—with two exceptions (October 1997 and March 1998). The exceptions are discussed later in this report. Topline is a frequently used colloquial term referring to any aggregated budget total.

³ Dan Elkins, *Managing Intelligence Resources*, 4th ed. (Dewey, AZ: DWE Press, 2014), p. 4-12.

⁴ The House and Senate Intelligence Committees have jurisdiction over the HSIP. For more on the HSIP, see CRS Report R44681, *Intelligence Community Programs, Management, and Enduring Issues*, by Anne Daugherty Miles.

⁵ Robert Mirabello, “Budget and Resource Management,” *Intelligencer: Journal of U.S. Intelligence Studies*, vol. 20, no. 2 (Fall/Winter 2013), p. 68. The Military Intelligence Program specifically excludes the inherent intelligence gathering capabilities of a weapons system whose primary mission is not intelligence.

The IC is currently comprised of 17 component organizations spread across 1 independent agency and 6 separate departments of the federal government. NIP spending is spread across all 17 while MIP spending is confined to the DOD.⁶ (See **Table 1**)

Table 1. Elements of the U.S. Intelligence Community (2016)

<p>8 Department of Defense (DOD) Elements:</p> <hr/> <p>1. Defense Intelligence Agency (DIA)</p> <p>2. National Geospatial-Intelligence Agency (NGA)</p> <p>3. National Reconnaissance Office (NRO)</p> <p>4. National Security Agency (NSA)</p> <p><i>Intelligence elements of the military services:</i></p> <p>5. U.S. Air Force Intelligence (USAF/IN)</p> <p>6. U.S. Army Intelligence (USA/IN)</p> <p>7. U.S. Marine Corps Intelligence (USMC/IN)</p> <p>8. U.S. Navy Intelligence (USN/IN)</p> <p>9 Non-DOD Elements:</p> <hr/> <p>1. Office of the Director of National Intelligence (ODNI)</p> <p>2. Central Intelligence Agency (CIA)</p> <p><i>Department of Energy (DOE) intelligence element:</i></p> <p>3. Office of Intelligence and Counter-Intelligence (I&CI)</p> <p><i>Department of Homeland Security (DHS) intelligence elements:</i></p> <p>4. Office of Intelligence and Analysis (I&A)</p> <p>5. U.S. Coast Guard Intelligence (USCG/IN)</p> <p><i>Department of Justice (DOJ) intelligence elements:</i></p> <p>6. Drug Enforcement Agency's Office of National Security Intelligence (DEA/ONSI)</p> <p>7. Federal Bureau of Investigation's National Security Branch (FBI/NSB)</p> <p><i>Department of State (DOS) intelligence element:</i></p> <p>8. Bureau of Intelligence and Research (INR)</p> <p><i>Department of Treasury (Treasury) intelligence element:</i></p> <p>9. Office of Intelligence and Analysis (OIA)</p>
--

Source: 50 U.S.C. §3003.

The intelligence budget funds *intelligence and intelligence-related activities*—defined in this report to include the following:

- (A) the collection, analysis, production, dissemination, or use of information that relates to a foreign country, or a government, political group, party, military force, movement, or other association in a foreign country, and that relates to the defense, foreign policy,

⁶ See 50 U.S.C. §3003 for statutory definitions of the terms intelligence, foreign intelligence, counterintelligence, intelligence community, national intelligence, intelligence related to national security, and national intelligence program.

national security, or related policies of the United States and other activity in support of the collection, analysis, production, dissemination, or use of such information;

(B) activities taken to counter similar activities directed against the United States;

(C) covert or clandestine activities affecting the relations of the United States with a foreign government, political group, party, military force, movement, or other association;

(D) the collection, analysis, production, dissemination, or use of information about activities of persons within the United States, its territories and possessions, or nationals of the United States abroad whose political and related activities pose, or may be considered by a department, agency, bureau, office, division, instrumentality, or employee of the United States to pose, a threat to the internal security of the United States; and

(E) covert or clandestine activities directed against persons described in subdivision (D).⁷

The Intelligence Budget

Origins of an intelligence budget, separate and distinct from the defense budget, date back to reforms initiated in the 1970s to improve oversight and accountability of the IC.⁸ Presidents Ford, Carter and Reagan gradually centralized management and oversight over what was then known as the National Foreign Intelligence Program (NFIP)—consolidating the CIA budget with portions of the defense budget associated with national intelligence activities such as cryptologic and reconnaissance programs.⁹ The NFIP was originally managed by the Director of Central Intelligence (DCI), in consultation with the Secretary of Defense, and overseen by the National Security Council (NSC).¹⁰ The term *NIP* was created by the Intelligence Reform and Terrorism Prevention Act (IRTPA) of 2004 (P.L. 108-458 §1074). The IRTPA deleted *Foreign* from NFIP and also created the position of Director of National Intelligence (DNI). The DNI was given greater budgetary authorities in conjunction with the NIP than the DCI had in conjunction with the NFIP. Intelligence Community Directive (ICD) 104 provides overall policy to include a description of the DNI's roles and responsibilities as program executive of the NIP.¹¹

Military specific *tactical* or *operational* intelligence activities were not included in the NFIP. They were referred to as Tactical Intelligence and Related Activities (TIARA) and were managed

⁷ U.S. Congress, Rules of the House of Representatives, 114th Cong., 1st sess., January 6, 2015, Rule X (11) (j)(1). The definition is included in the Rule pertaining to the Permanent Select Committee on Intelligence. The definition was first adopted in by the House in its “Resolution to amend the Rules of the House of Representatives and establish a Permanent Select Committee on Intelligence,” H.Res. 658, 95th Cong., 1st Sess. *Congressional Record—House*, July 14, 1977, pp. 22932-22934. A similar definition was included in Senate Resolution 400 §14 establishing the Senate Select Committee on Intelligence. However, S.Res. 400 §14 contains an additional sentence at the end of the section which reads: “Such term does not include tactical foreign military intelligence serving no national policymaking function.”

⁸ Dan Elkins, *Managing Intelligence Resources*, 4th ed. (Dewey, AZ: DWE Press, 2014), p.4-3. There were a number of reforms, some directed at reforms of the entire congressional budget process and other directed at improved oversight of the IC.

⁹ See E.O. 11905 (1976), E.O 12036 (1978), E.O. 12333 (1981).

¹⁰ Dan Elkins, *Managing Intelligence Resources*, 4th ed. (Dewey, AZ: DWE Press, 2014), p. 4-3.

¹¹ ICD 104, “Budgeting for Intelligence Programs,” signed May 17, 2006, has been replaced by ICD 104, “National Intelligence Program (NIP) Budget Formulation and Justification, Execution, and Performance Evaluation,” April 30, 2013. The former is available at <https://www.hsdl.org/?view&did=469509>, the latter at <http://www.dni.gov/files/documents/ICD/ICD%20104.pdf>.

separately by the Secretary of Defense. TIARA referred to the intelligence activities “of a single service” that were considered *organic* (meaning “to belong to”) military units. In 1994, a new category was created called the Joint Military Intelligence Program (or JMIP) for defense-wide intelligence programs.¹² A DOD memorandum signed by the Secretary of Defense in 2005 merged TIARA and JMIP to create the MIP.¹³ DOD Directive 5205.12, signed in November 2008, established policies and assigned responsibilities, to include the Under Secretary of Defense (Intelligence) USD(I)’s role as program executive of the MIP, acting on behalf of the Secretary of Defense.¹⁴

Thus, the NIP and MIP are managed and overseen separately, by the DNI and USD(I) respectively, under different authorities.¹⁵ The IC has established organizing principles it calls *Rules of the Road* to loosely explain what falls where.¹⁶ A program is primarily NIP if it funds an activity that supports more than one department or agency, or provides a service of common concern for the IC.¹⁷ The NIP funds the CIA and the strategic-level intelligence activities associated with the NSA, DIA and NGA. It also funds Secure Compartmented Intelligence Communications (SCI) throughout the IC. A program is primarily MIP if it funds an activity that addresses a unique DOD requirement. Additionally, MIP funds may be used to “sustain, enhance, or increase capacity/capability of NIP systems.”¹⁸ The DNI and USD(I) work together in a number of ways to facilitate the “seamless integration” of NIP and MIP intelligence efforts.¹⁹ Mutually beneficial programs may receive both NIP and MIP resources.²⁰

¹² Dan Elkins, *Managing Intelligence Resources*, 4th ed. (Dewey, AZ: DWE Press, 2014), p. 4-13. See also DOD Directive 5205.9 “Joint Military Intelligence Program (JMIP),” April 7, 1995.

¹³ Janet McDonnell, “The Office of the Under Secretary of Defense for Intelligence: The First 10 Years,” *Studies in Intelligence*, vol. 58, no. 1 (Extracts, March 2014): 9-16, p. 13. McDonnell cites the memorandum creating the MIP as follows: Acting Deputy Secretary of Defense Gordon England, Memorandum to the Secretaries of Military Departments et al., Subj: Establishment of the Military Intelligence Program, September 1, 2005.

¹⁴ DOD Directive 5205.12, “Military Intelligence Program,” first signed November 14, 2008 (online version certified current through November 14, 2015), at http://www.dtic.mil/whs/directives/corres/pdf/520512_2008_certifiedcurrent.pdf.

¹⁵ The USD(I) position was created by Secretary of Defense Donald Rumsfeld in 2003, codified in the *National Defense Authorization Act for FY2003* (P.L. 107-314, §901). For more on the USD(I) position, see the McDonnell article cited in footnote 13.

¹⁶ Michael Vickers, “Defense Intelligence Resources,” PowerPoint Presentation to Armed Forces Communications and Electronics Association (AFCEA), March 13, 2014, Slide 37.

¹⁷ 50 U.S.C. Section 3003(6) defines the term “National Intelligence Program” as: [A]ll programs, projects, and activities of the IC, as well as any other programs of the IC designated jointly by the Director of National Intelligence and the head of a United States department or agency or by the President. Such term does not include programs, projects, or activities of the military departments to acquire intelligence solely for the planning and conduct of tactical military operations by United States Armed Forces.

¹⁸ Michael Vickers, “Defense Intelligence Resources,” PowerPoint Presentation to Armed Forces Communications and Electronics Association (AFCEA), March 13, 2014, Slide 37.

¹⁹ In May 2007, the Secretary of Defense and DNI formally agreed in a Memorandum of Agreement (MOA) that the USD(I) position would be “dual-hatted”—the incumbent acting as both the USD(I) within the Office of the Secretary of Defense (OSD) and Director of Defense Intelligence (DDI) within the ODNI in order to improve the integration of national and military intelligence. According to the MOA, when acting as DDI, the incumbent reports directly to the DNI and serves as his principal advisor regarding defense intelligence matters. See Michael McConnell, DNI and Robert Gates, Secretary of Defense, “Memorandum of Agreement,” May 2007, *news release* no. 637-07, May 24, 2007, “Under Secretary of Defense for Intelligence to be Dual-Hatted as Director of Defense Intelligence,” at <http://www.defense.gov/Releases/Release.aspx?ReleaseID=10918>.

²⁰ Michael Vickers, “Defense Intelligence Resources,” PowerPoint Presentation to Armed Forces Communications and Electronics Association (AFCEA), March 13, 2014, Slide 37.

The NIP is often perceived as more complicated than the MIP because it is an aggregation of programs that span the entire IC. NIP programs are capabilities based. Cryptology, reconnaissance, and signals collection, for example, are capabilities that span several IC components. Each program within the NIP is headed by its own Program Manager. These Program Managers exercise daily direct control over their NIP resources.²¹ The DNI acts as an intermediary in the budget process, between these managers, on the one side, and the President and Congress on the other.²² Both defense and nondefense NIP funds are determined and controlled by the DNI, from budget development through execution.²³

In contrast, the MIP is only those defense dollars associated with the operational and tactical-level intelligence activities of the military services.²⁴ According to the MIP charter directive:

The MIP consists of programs, projects, or activities that support the Secretary of Defense's intelligence, counterintelligence, and related intelligence responsibilities. This includes those intelligence and counterintelligence programs, projects, or activities that provide capabilities to meet warfighters' operational and tactical requirements more effectively. The term excludes capabilities associated with a weapons system whose primary mission is not intelligence.²⁵

Intelligence budget expert Robert Mirabello explains the MIP this way:

The MIP provides the 'take it with you' intelligence organic to the deployable units in all services at all echelons of command, for example, the Navy's anti-submarine ships with the Surveillance Towed Array Sensor System (SURTASS), the Air Force's RC-135 Rivet Joint signals intelligence aircraft, the Army's and Marine Corps' tactical signals intelligence capabilities, and the Defense Intelligence Agency's analysts assigned to the theater joint intelligence operations centers.²⁶

MIP dollars are managed within the budgets of DOD organizations by Component Managers—i.e., the senior leader for USAF/IN manages USAF MIP dollars, the senior leader for USMC/IN manages USMC MIP dollars—in accordance with USD(I) guidance and policy.²⁷ MIP components include the Office of the Secretary of Defense; the intelligence elements of the Military Departments; the intelligence element of U.S. Special Operations Command (USSOCOM/IN); and military intelligence activities associated with DIA, NGA, NRO, and the NSA.²⁸

Some intelligence organizations have both NIP and MIP funds. The directors of DIA, NGA, NRO, and NSA serve as both Program Managers for their NIP funds and Component Managers for their MIP funds.²⁹

²¹ See ICD-104 for the roles and responsibilities of NIP Program Managers.

²² Dan Elkins, *Managing Intelligence Resources*, 4th ed. (Dewey, AZ: DWE Press, 2014), p. 4-5.

²³ For more on NIP and MIP subordinate spending programs, see CRS Report R44681, *Intelligence Community Programs, Management, and Enduring Issues*, by Anne Daugherty Miles.

²⁴ Dan Elkins, *Managing Intelligence Resources*, 4th ed. (Dewey, AZ: DWE Press, 2014), p. 4-11.

²⁵ DOD Directive 5205.12 (3) (a).

²⁶ Robert Mirabello, "Budget and Resource Management," *Intelligencer: Journal of U.S. Intelligence Studies*, vol. 20, no. 2 (Fall/Winter 2013), p. 67. See also Dan Elkins, *Managing Intelligence Resources*, 4th ed. (Dewey, AZ: DWE Press, 2014), p. 4-11.

²⁷ DOD Directive 5205.12 (3) (c).

²⁸ DOD Directive 5205.12 (3) (b).

²⁹ For a table of NIP and MIP funding sources by IC element, see CRS Report R44681, *Intelligence Community Programs, Management, and Enduring Issues*, by Anne Daugherty Miles.

Secrecy vs. Transparency

Most intelligence dollars are embedded in the defense budget for security purposes. All but the *topline* budget numbers are classified. Disclosure of details associated with the intelligence budget has been debated for many years—proponents arguing for more accountability,³⁰ IC leadership arguing that disclosure could cause damage to national security.³¹ In 1999, George Tenet, then-Director of Central Intelligence, made a number of such arguments beginning with the following:

Disclosure of the budget request reasonably could be expected to provide foreign governments with the United States' own assessment of its intelligence capabilities and weaknesses. The difference between the appropriation for one year and the Administration's budget request for the next provides a measure of the Administration's unique, critical assessment of its own intelligence programs. A requested budget decrease reflects a decision that existing intelligence programs are more than adequate to meet the national security needs of the United States. A requested budget increase reflects a decision that existing intelligence programs are insufficient to meet our national security needs. A budget request with no change in spending reflects a decision that existing programs are just adequate to meet our needs.³²

The 9/11 Commission agreed with the critics who argued for more transparency but also agreed that disclosure of numbers below the topline could cause damage to national security. It recommended that the amount of money spent on national intelligence be released to the public:

[T]he top-line figure by itself provides little insight into U.S. intelligence sources and methods. The U.S. government readily provides copious information about spending on its military forces, including military intelligence. The intelligence community should not be subject to that much disclosure. But when even aggregate categorical numbers remain hidden, it is hard to judge priorities and foster accountability.³³

In response to the 9/11 Commission recommendations, P.L. 110-53 Section 601(a) directs the DNI to disclose the NIP topline number: “Not later than 30 days after the end of each fiscal year beginning with fiscal year 2007, the Director of National Intelligence shall disclose to the public the aggregate amount of funds appropriated by Congress for the National Intelligence Program for such fiscal year.” Section 601(b) allows the President to “waive or postpone the disclosure” if the disclosure “would damage national security.”³⁴ The first such disclosure was made on October 30, 2007.³⁵ The Intelligence Authorization Act (IAA) of 2010 (P.L. 111-259) further amended

³⁰ See for example, Cynthia Lummis and Peter Welch, “Intelligence Budget Should Not Be Secret,” *CNN*, April 21, 2014, at <http://www.cnn.com/2014/04/21/opinion/lummis-welch-intelligence-budget/>. See also the discussion of the *Intelligence Budget Transparency Act of 2015* in the final section of this report, “Issues for Congress.”

³¹ See U.S. Congress, Senate Select Committee on Intelligence, *Whether Disclosure of Funds for the Intelligence Activities of the United States is in the Public Interest*, 95th Cong., 1st sess., S.Rept. 95-274, June 16, 1977 (Washington D.C.: GPO, 1977), at <http://www.intelligence.senate.gov/sites/default/files/publications/95274.pdf>.

³² “Declaration of George Tenet,” *Aftergood v. CIA*, U.S. District Court for the District of Columbia, Civ. No. 98-2107, April, 1999, at <http://fas.org/sgp/foia/tenet499.html>.

³³ National Commission on Terrorist Attacks upon the United States, *The 9/11 Commission Report, the Attack from Planning to Aftermath* (New York: W.W. Norton, 2011), p. 416.

³⁴ P.L. 110-53, titled *The Implementing the Recommendations of the 9/11 Commission Act of 2007* and was enacted August 3, 2007.

³⁵ ODNI, “DNI Releases Budget Figure for National Intelligence Program,” *press release*, October 30, 2007, at http://www.dni.gov/files/documents/Newsroom/Press%20Releases/2007%20Press%20Releases/20071030_release.pdf.

Section 601 to require the President to publicly disclose the amount requested for the NIP for the *next* fiscal year “at the time the President submits to Congress the budget.”³⁶

At the present time only the NIP *topline* figure must be disclosed based on a directive in statute. The DNI is not required to disclose any other information concerning the NIP budget, whether the information concerns particular intelligence agencies or particular intelligence programs. In 2010, the Secretary of Defense began disclosing MIP appropriations figures on an annual basis and in 2011 disclosed those figures back to 2007.³⁷ These actions have provided public access to previously classified budget numbers for national and military intelligence activities.

³⁶ P.L. 111-259 §364. See for example, ODNI Releases Requested Budget Figure for FY2016 Appropriations for the National Intelligence Program,” ODNI *news release* no. 24-15, February 2, 2015, at <http://www.dni.gov/index.php/newsroom/press-releases/210-press-releases-2015/1168-dni-releases-requested-budget-figure-for-fy-2016-appropriations>.


³⁷ Department of Defense, “DOD Releases Military Intelligence Program Top Line Budget for Fiscal 2007, 2008, 2009,” DOD *news release* no. 199-11, March 11, 2011, available at <http://archive.defense.gov/Releases/Release.aspx?ReleaseID=14328>. The release of the MIP topline was not directed by statute. According to this news release, it was a decision made by the Secretary of Defense.

Trends in Intelligence Spending

Historical Trends

Figure 1. Intelligence Spending 1965-1994

1994 Constant Dollars



Source: H.Rept. 103-254, *Department of Defense Appropriations Bill, 1994*, to accompany H.R. 3116, p. 14.

Figure 1 illustrates highs and lows in NIP spending between 1965 and 1994. Due to the classified nature of the intelligence budget at that time, the graphic does not include dollar figures.³⁸ **Figure 1** suggests that NIP spending declined steadily from about 1971 to 1980, climbed back to 1968 levels by about 1983, and steadied out to fairly constant levels between 1985 and 1994. The pattern of spending in **Figure 1** reflects world events and defense spending. A graph depicting defense outlays between 1950 and 2025 is provided in **Figure A-1**). Analyses of defense spending over the past several decades usually attribute higher levels of defense spending in the 1960s to Vietnam War; lower levels of defense spending in the 1970s to the period of détente (lessening of tension) between the United States and the Soviet Union and to the economic recession; and higher levels of defense spending in the 1980s to the Reagan defense build-up.³⁹

³⁸ U.S. Congress, House Appropriations Committee, Defense Subcommittee, *Department of Defense Appropriations Bill, 1994*, to accompany H.R. 3116, 103rd Cong., 1st sess., H. Rept. 103-254 (Washington, DC: GPO, September 22, 1993), p. 14.

³⁹ For a more comprehensive graph of defense spending over time, see for example, Thaleigha Rampersad, "The History of Defense Spending in One Chart," *The Daily Signal*, February 14, 2015, at <http://dailysignal.com/2015/02/14/> (continued...)

Recent Trends

Table 2 compares NIP and MIP spending to national defense spending from FY2007 to FY2017, reporting values in both nominal and constant dollars. Budget numbers appropriated for FY2013 show adjustments made in accordance with automatic spending cuts required under the Budget Control Act of 2011 (P.L. 112-25).⁴⁰ Topline numbers associated with national defense spending are reported in **Table 2** and illustrated graphically in **Figures 1** and **2**.

(...continued)

[history-defense-spending-one-chart/](#).

⁴⁰ P.L. 112-25. For more on required spending cuts and the Budget Control Act, see CRS Report R44379, *FY2017 Defense Budget Request: In Brief*, by Lynn M. Williams and Pat Towell.

Table 2. Intelligence Spending, Fiscal Years 2007-2017

Dollars in billions, rounded

		FY07	FY08	FY09	FY10	FY11	FY12	FY13 ^a	FY14	FY15	FY16	FY17
NIP^b	Nominal	43.5	47.5	49.8	53.1	54.6	53.9	49.0 (52.7)	50.5	50.3	53.0	53.5
	Constant ^c	50.0	53.5	55.4	58.6	59.0	57.3	51.2 (55.1)	51.0	51.1	53.0	52.6
MIP^d	Nominal	20.0	22.9	26.4	27.0	24.0	21.5	18.6 (19.2)	17.4	16.5	17.7	16.8
	Constant	22.0	25.8	29.4	29.8	25.0	22.9	19.4 (20.1)	17.9	16.8	17.7	16.5
NIP MIP Total	Nominal	63.5	70.4	76.2	80.1	78.6	75.4	67.6 (71.9)	67.9	66.8	70.7	70.3
	Constant	72.0	79.3	84.8	88.4	84.0	80.2	70.6 (75.2)	68.9	67.9	70.7	69.1
National Defense^e	Nominal	626	696	698	721	717	681	610	622	598	615	619
	Constant	719	784	776	796	776	725	638	641	608	615	609

Source: CRS, using numbers available at <http://www.dni.gov>, <http://www.defense.gov>, and <http://www.whitehouse.gov>.

Notes:

- \$52.7B was reduced by amount sequestered to \$49.0B, DNI press release, October 30, 2013; \$19.2B was reduced via sequestration to \$18.6B, DOD press release, October 31, 2013. Automatic spending cuts were required under the Budget Control Act of 2011 (P.L. 112-25).
- National Intelligence Program (NIP) topline numbers are public in accordance with *Implementing Recommendations of the 9/11 Commission Act of 2007*, P.L. 110-53, §601. NIP numbers include base budget and supplemental spending dollars known as Overseas Contingency Operations (OCO) dollars.
- Constant figures are deflated using the GDP index. Table 5-1, "Department of Defense and Selected Economy-Wide Indices," *National Defense Budget Estimates for FY2016* (Green Book), at <http://comptroller.defense.gov>, provides a GDP price index with 2016 as the base year.
- Military Intelligence Program (MIP) numbers include base budget and OCO dollars.
- National defense spending (using topline numbers associated with Function 50 "National Defense") is included for comparative purposes. See Office of Management and Budget, *Historical Tables*, Table 5.1, "Budget Authority by Function and Subfunction: 1976-2020."
- Values in column for Fiscal Year 2017 are requested dollars.

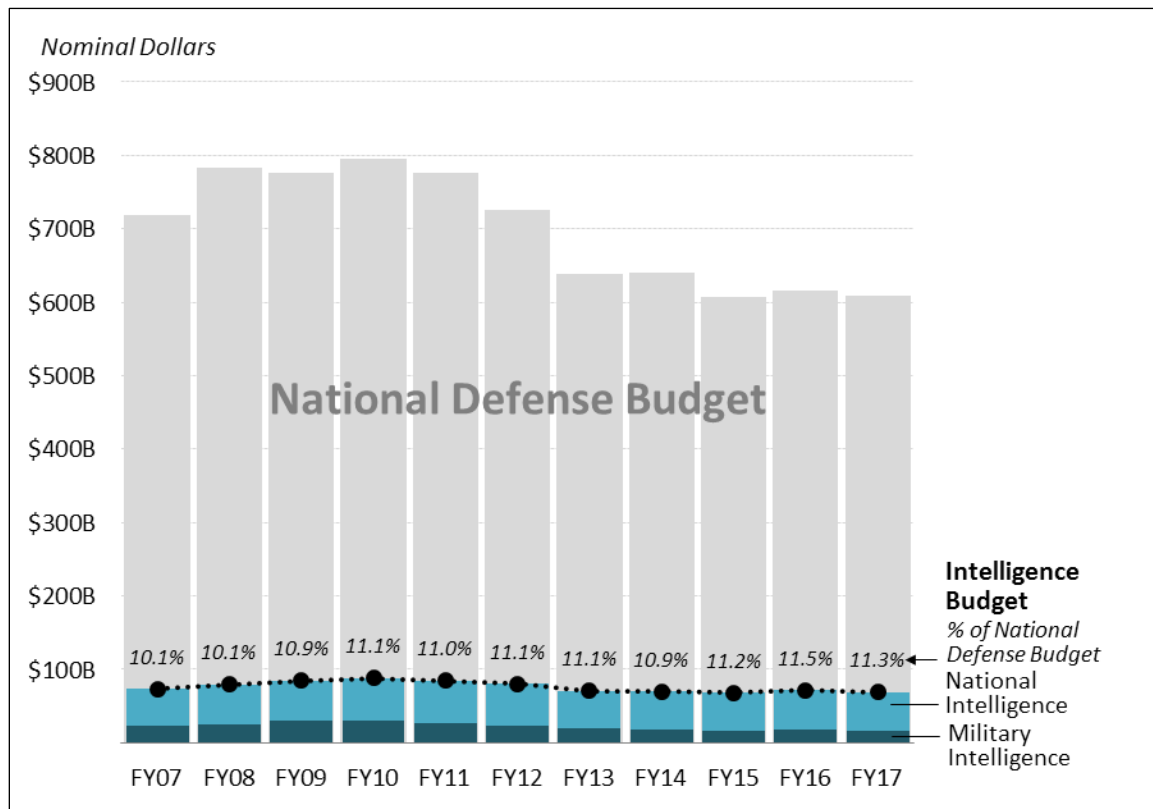
The *nominal* dollars in **Table 2** suggest that the NIP topline steadily increased from FY2007 to FY2012. The NIP topline decreased to the FY 2009 level but has grown to FY 2012 levels in the years since. The MIP topline steadily increased from FY 2007 to FY 2010 but decreased in the years following FY 2010. These NIP and MIP trends have changed the relative sizes of the NIP and MIP budgets. For example, of the \$63.5 billion appropriated in FY2007, the NIP portion (\$43.5 billion) was roughly twice the size of the MIP portion (\$20 billion). In contrast, of the \$66.8 billion appropriated in FY2015, the NIP portion (\$50.3 billion) is roughly 3 times larger than the MIP portion (\$16.5 billion).

The *constant* dollars in **Table 2** suggest that the NIP dollars appropriated in FY2015 (\$51.1 billion) were roughly equal to the NIP dollars appropriated in FY2007 (\$50.0 billion). The highest level of NIP spending, in constant dollars, was in FY2011 (\$59 billion). In contrast, the MIP

dollars appropriated in FY2015 (\$17.9 billion) were significantly less than the MIP dollars appropriated in FY2007 (\$22 billion). The highest level of MIP spending, in constant dollars, was in FY2010 (\$29.8 billion).

Figure 2 uses the data in **Table 2** to provide an overview of total intelligence spending as a percentage of overall national defense spending. The almost flat percentage line suggests that intelligence spending has remained relatively constant over the past decade—consistently representing roughly 10 to 11% of national defense spending.

Figure 2. Intelligence Spending as a Percentage of the National Defense Budget: Fiscal Years 2007-2017



Source: CRS, using numbers available at <http://www.dni.gov>, <http://www.defense.gov>, and <http://www.whitehouse.gov>.

Notes: See **Table 2** for the topline numbers used to produce this graph.

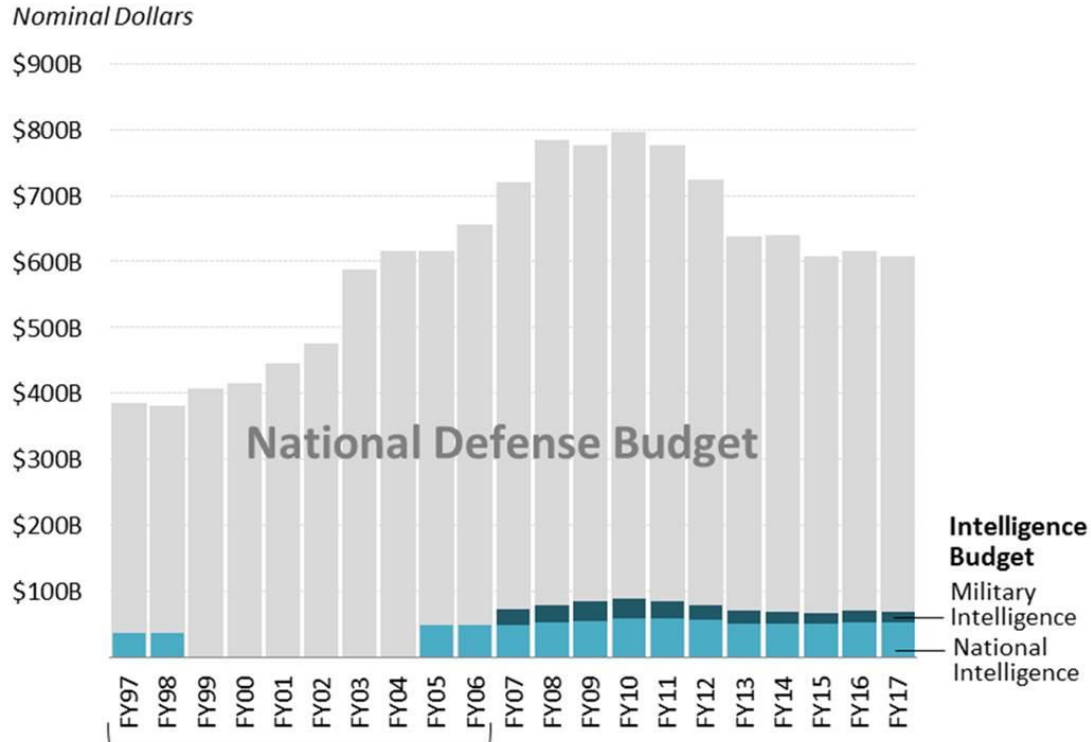
Figure 3 adds four additional NIP *topline* values—numbers available for FYs 1997, 1998, 2005 and 2006. The topline number for the NIP was classified until 2007, with two exceptions. In October 1997, the Director of Central Intelligence (DCI) George Tenet announced that the intelligence budget for FY1997 was \$26.6 billion,⁴¹ and in March 1998, he announced that the budget for FY1998 was \$26.7 billion.⁴² In addition, IC officials declassified NIP topline numbers

⁴¹ CIA, “DCI Statement on FY97 Intelligence Budget,” *press release*, October 15, 1997, at <https://www.cia.gov/news-information/press-releases-statements/press-release-archive-1997-1/pr101597.html>.

⁴² CIA, “Disclosure of the Aggregate Intelligence Budget for FY98,” *press release* March 20, 1998, at <https://www.cia.gov/news-information/press-releases-statements/press-release-archive-1998/ps032098.html>.

for FY2005 and 2006: \$39.8 billion⁴³ and \$40.9 billion.⁴⁴ Nevertheless, corresponding MIP topline dollars for 1997, 1998, 2005 and 2006 are not publicly available. **Figure 3** provides a snapshot of NIP spending over the past two decades, and despite the lack of data between 1999 and 2004, the values that are present suggest constancy in NIP topline dollar appropriations.

Figure 3. Intelligence Spending Based on Publicly Available Numbers: Fiscal Years 1997-2017



Source: CRS, using numbers available at <http://www.cia.gov>, <http://www.dni.gov>, <http://www.defense.gov>, <http://www.whitehouse.gov>, and <http://www.fas.org>.

Notes:

- FY1997: CIA, "DCI Statement on FY97 Intelligence Budget," *press release*, Oct 15, 1997, \$26.6 B.
- FY1998: CIA, "Disclosure of the Aggregate Intelligence Budget for FY98," *press release* Mar 20, 1998, \$26.7 B.
- FY2005: DNI, Memorandum for the Record, XX March 2015, FOIA response, May 20, 2015, \$39.8B.
- FY2006: ODN, Letter to Steven Aftergood, FOIA response, Oct 28, 2010, Mar 24, 2009, \$40.9B.
- Table 2** provides the other topline numbers used to produce this graph.

⁴³ James Clapper, Director of National Intelligence, *Memorandum for the Record*, XX March 2015, attached to a cover letter to Mr. Steven Aftergood, May 20, 2015: "The aggregate amount appropriated to the National Foreign Intelligence Program (NFIP) for FY 2005 is \$39.8 billion, which includes funding to support Overseas Contingency Operations (OCO)," at <http://fas.org/irp/budget/fy2005.pdf>.

⁴⁴ John Hackett, Director, Information Management Office, Office of the DNI, *Letter to Steven Aftergood*, October 28, 2010, in response to FOIA request from Steven Aftergood, March 24, 2009: "The aggregate amount appropriated to the NIP for fiscal year 2006 was \$40.9 billion," at <http://fas.org/irp/news/2010/10/fy06-intelbud.pdf>.

Issues for Congress

Transparency

Congress's and the American public's ability to oversee and understand how intelligence dollars are spent is limited by the secrecy that surrounds the intelligence budget process. As this report has detailed, the level of secrecy has changed over the years. The DNI has stated his commitment to transparency and to classifying "only that information which, if disclosed without authorization, could be expected to cause identifiable or describable damage."⁴⁵ Many dispute the claim that any disclosure of intelligence-related spending other than the topline number could be expected to cause such harm.

In the 114th Congress, legislation has again been introduced to address the issue of transparency and secrecy in the intelligence budgets.⁴⁶ H.R. 2272, and an identical bill, S. 1307, both titled the "Intelligence Budget Transparency Act of 2015," were introduced in the House and Senate, respectively, on May 12, 2015. Both bills require disclosure of:

[T]he total dollar amount proposed in the budget for intelligence or intelligence related activities of each element of the Government engaged in such activities in the fiscal year for which the budget is submitted and the estimated appropriation required for each of the ensuing four fiscal years.⁴⁷

The bills were referred to the House and Senate Committees on the Budget, respectively. The 114th Congress may consider reexamining the arguments, directives, and statute that currently guides disclosure of numbers associated with intelligence spending.

How Much is Enough?

America's intelligence agencies may spend more money on gathering and disseminating intelligence than the rest of the world put together.⁴⁸ Is it enough? And, to what extent is the IC providing value for the money? As Congress considers the FY2017 NIP and MIP budgets, and balances the need to protect both national security and taxpayer dollars, coming to agreement with the executive branch on *how much is enough* lies at the heart of much of its oversight responsibility and power of the purse. The following types of questions appear worth asking:

- How much collection is too much? Some suggest that analysts are drowning in so much information they are unable to provide accurate and timely intelligence. Do IC analysts have the tools they need to process so much information?
- How much analysis is too much? One enduring critique of the IC has been its propensity to produce too many reports that say the same thing. What some call competitive analysis, others see as wasteful duplication of effort.

⁴⁵ DNI, "Principles of Transparency for the Intelligence Community," at <http://www.dni.gov/index.php/intelligence-community/intelligence-transparency-principles>.

⁴⁶ Such legislation is not new. For example, H.R. 3855, *The Intelligence Budget Transparency Act of 2014*, was introduced in the 113th Congress.

⁴⁷ H.R. 2272 §2.

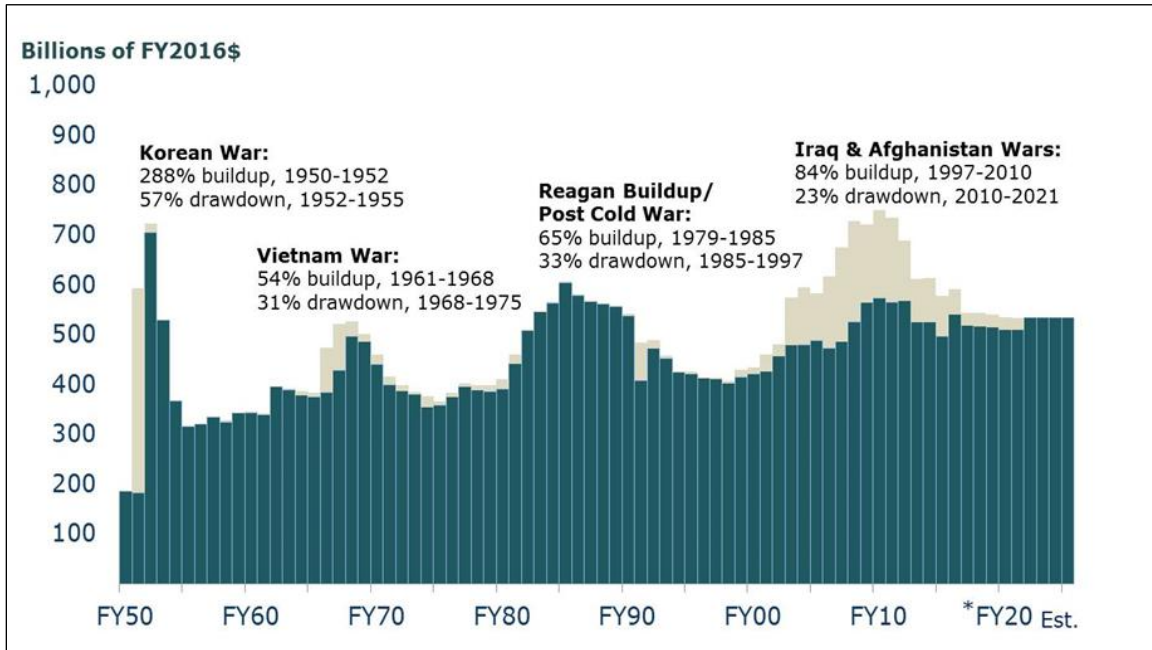
⁴⁸ Bernd Debusmann, "US intelligence spending – value for money?" *Reuters*, July 16, 2010, at <http://blogs.reuters.com/great-debate/2010/07/16/us-intelligence-spending-value-for-money/>.

- How much of the IC's total resources are focused on tier 1 threats? Do second and third tier threats get the resources they need?
- How much of the world does the IC need to monitor? Many argue that as budgets decrease and threats increase, the IC lacks adequate resources to cover the globe. Should the IC rely more on partnerships with other countries?
- How big does the IC need to be? Are there too many agencies? Some critics suggest a radical reduction in the size of the IC to better focus on the most meaningful intelligence issues, and the recruitment of only very intelligent, well-educated and/or highly experienced analysts.⁴⁹

⁴⁹ See for example, John Gentry, "Managers of Analysts," *International Journal of Intelligence and CounterIntelligence*, vol. 31, no. 2 (2016): 154–177, p. 175.

Appendix A. Defense Spending: FY 1950-2025

Figure A-I. DOD Spending in Historical Perspective, FY 1950-2025



Source: CRS estimates based on OMB and DOD data.

Notes:

- a. *FY17-21 Projected
- b. Gray column indicates dedicated funding outside DOD "base budget."

Appendix B. Intelligence Programs (NIP and MIP)

Table B-1. National and Military Intelligence Programs (NIP and MIP)

National Intelligence Program	
Defense NIP	
Consolidated Cryptologic Program (CCP)	The NSA Director manages the CCP. Funds NSA and intelligence activities related to national-level SIGINT and information assurance (IA) across the IC. For example, the U.S. Coast Guard has a SIGINT collection entity as do each of the military services. SIGINT collection operations target electromagnetic communication systems such as radios and cellular phones, radar, and signals emanating from foreign missile tests. Information assurance activities are designed to keep defense communications systems secure.
General Defense Intelligence Program (GDIP)	The DIA Director manages the GDIP. Funds DIA and a wide range of national-level defense intelligence activities to include: (1) the intelligence centers that support the services and unified combatant commands (e.g., the Defense Joint Intelligence Operations Center); (2) defense HUMINT; (3) biometric and identity intelligence; and (4) medical intelligence. Other examples of GDIP-funded activities include: IC Infrastructure; national-level activities related to CI; and the collection, processing and dissemination of MASINT.
National Geospatial-Intelligence Program (NGP)	The NGA Director manages the NGP. Funds NGA and national-level GEOINT-related activities throughout the IC. NGA predominately relies on overhead reconnaissance platforms to provide the raw imagery it needs to produce finished intelligence products. Examples of GEOINT products range from three-dimensional maps and charts to computerized databases. For example, “the Globe” is an NGP investment that consolidates its legacy search tools into a single enterprise search system.
National Reconnaissance Program (NRP)	The NRO Director manages the NRP. Funds NRO and NRO efforts to develop, build, launch, and operate satellites associated with “multi-INT” collection—meaning that they collect a variety of signals from FISINT, COMINT, ELINT, and various forms of MASINT. The NRP provides the IC with capability to provide intelligence on topics like imminent military aggression, early warning of foreign missile launches, battle damage assessments, tracking high-value individuals, and monitoring treaty agreements and peacekeeping operations.
Special Reconnaissance Program (SRP)	Information concerning SRP management is not available at this time. Funds procurement of special intelligence gathering devices (to include research and development), and specialized reconnaissance collection activities, in response to tasking procedures established by the DNI.
Nondefense NIP	
Central Intelligence Agency Program (CIAP)	The Deputy Director CIA manages the CIAP. Funds CIA activities to include HUMINT and OSINT. The CIAP funds everything related to the CIA. It includes funding for activities such as covert and clandestine operations, research and development of technical collection systems related to all-source analysis, operating the IC’s open source center, training for analysts and agents, and operating the entire CIA infrastructure. The CIAP funded development of the U-2 spy plane, for example.
CIA Retirement and Disability System (CIARDS)	The Deputy Director CIA manages CIARDS. Funds pension benefits to a selected group of the CIA’s workforce who were first hired before 1984 and were not enrolled in the Civil Service Retirement System. CIARDS is a CIA-only program, and is not part of the CIAP. It unique because its costs are driven by the number of recipients eligible as opposed to mission requirements.

National Intelligence Program	
Community Management Account (CMA)	<p>The DNI manages ICMA.</p> <p>Funds expenditures associated with personnel and day-to-day activities of the organizational elements that make up the ODNI. It funds the staffs of the DNI, the Principal Deputy DNI, Deputy and Associate DNIs, and all activities associated with the ODNI's mission and support activities.</p>
Department of Energy NIP	<p>DOE's Office of Intelligence and Counterintelligence (DOE/IN) Director manages DOE NIP.</p> <p>Funds analysts who provide expertise in nuclear, energy, science and technology and cyber intelligence. DOE NIP provides technically based intelligence analyses of foreign nuclear-related terrorist activities. Its counter-intelligence effort is focused on protecting its personnel, technologies, facilities, and intellectual property from foreign collection efforts (particularly cyber threats).</p>
Department of Homeland Security NIP	<p>The Under Secretary of DHS for Intelligence and Analysis (DHS/I&A) manages DHS Office of Intelligence Analysis (OIA) NIP.</p> <p>Funds analysts who provide expertise on homeland security-related topics such as U.S. critical infrastructure. OIA combines information collected by DHS components as part of their operational activities (e.g., at airports, seaports, and border) with foreign intelligence from the IC; law enforcement sources; private sector; and open sources.</p> <p>The Assistant Commandant for Intelligence and Criminal Investigations (CG-2) manages USCG NIP.</p> <p>Funds analysts and collection activities in order to provide expertise in all things related to illegal smuggling of weapons, drugs, and migrants.</p>
Department of Justice NIP	<p>The National Security Branch Director manages Federal Bureau of Investigation (FBI) NIP.</p> <p>Funds counterterrorism analysts and interagency efforts such as Joint Terrorism Task Forces. FBI NIP related activities include: producing analysis designed to prevent: theft of sensitive information and advanced technologies; and use of chemical, biological, and nuclear weapons.</p> <p>The Director, Office of National Security Intelligence (ONSI) manages Drug Enforcement Agency (DEA) NIP.</p> <p>Funds analysts who provide expertise on drug trafficking, and drug-related criminal activities.</p>
Department of State NIP	<p>The Assistant Secretary of State for Intelligence and Research (AS/INR) manages State NIP.</p> <p>Funds analysts who provide expertise on issues as diverse as economic security, terrorist group financing, strategic arms control, political-military issues, and cyber for the Secretary of State and other key policymakers. An example of State NIP related spending is "INR Watch"—a 24-hour, seven-day-a-week center for monitoring, evaluating, alerting, and reporting time-sensitive intelligence to department and INR principals and serves as liaison to other IC operations centers.</p>
Department of Treasury NIP	<p>The Assistant Secretary of the Treasury for the Office of Intelligence and Analysis (AS/OIA) manages Treasury NIP.</p> <p>Funds analysts who provide financial and economic expertise. Financial intelligence analysts focus on terrorist financing, counterfeiting, money laundering, funds transfers, weapons sales, and other national security-related financial transactions. Economic intelligence analysts focus on the strengths and vulnerabilities of national economies. OIA established joint intelligence, military, and law enforcement cells in Iraq and Afghanistan to help identify and interdict funding streams to terrorist and insurgent networks.</p>

Military Intelligence Program	
DIA, NGA, NRO, and NSA MIP	<p>The DIA, NGA, NRO, and NSA Directors manage separate MIP funds.</p> <p>Fund those agency activities that support tactical-level operations not funded by the GDIP, NGP, NRP, or CCP, respectively. For example, the NRO uses some of its MIP funds to counter improvised explosive devices; identify and track high-value targets; and improve battlespace awareness.</p>
OSD MIP	<p>The USD(I) manages OSD MIP.</p> <p>Funds those OSD-managed special technologies programs with DOD-wide application, not funded otherwise. For example, it funds the Advanced Sensors Application Program; Foreign Materiel Acquisition and Exploitation Program, and the Horizontal Fusion Program.</p>
U.S. Special Operations Command (SOCOM) MIP	<p>The SOCOM Director of Intelligence (SOCOM/J2) manages SOCOM MIP.</p> <p>Funds analysts and activities directed toward building up SOCOM's own organic capabilities and reimbursing support from military departments. SOCOM MIP is funding several current acquisition efforts focused on outfitting aircraft—both manned and unmanned, fixed and rotary wing—with advanced ISR and data storage capabilities that will work in multiple environments.</p>
Air Force MIP	<p>The Deputy Chief of Staff for Intelligence, Surveillance and Reconnaissance (ISR) (AF/A2) manages Air Force MIP.</p> <p>Funds tactical-level systems, people and activities associated with air/space operations. Air Force ISR platforms most commonly used by air wings to collect intelligence are the RC-135, U-2, MQ-1 Predator, MQ-9 Reaper, and the RQ-4 Global Hawk.</p>
Army MIP	<p>The Deputy Chief of Staff for Intelligence (DCS/G-2) manages Army MIP.</p> <p>Funds tactical-level systems, people and activities associated with intelligence support to ground operations. Army MIP related activities include GEOINT, SIGINT, HUMINT, MASINT, and CI. Army MIP employs physicists, chemists, engineers, and other technical specialists, to analyze foreign weapon systems in order to provide intelligence on current and future foreign military armament performance and capabilities.</p>
Navy MIP	<p>The Director of Naval Intelligence, who also serves as the deputy Chief of Naval Operations for Information Dominance (N-2/N-6) manages Navy MIP.</p> <p>Funds tactical-level systems, people and activities associated with maritime operations. Navy MIP funds activities related to understanding the capabilities of foreign naval forces; foreign technologies, sensors, weapons, platforms, combat systems, and cyber capabilities; special collection and analysis for irregular and expeditionary forces; and cyberspace and cryptologic operations.</p>
Marine Corps MIP	<p>The Director for Intelligence (DIRINT) manages Marine Corps MIP.</p> <p>Funds tactical-level systems, people, and activities associated with littoral (the region along a shore) and ground operations. Marine Corps MIP funds intelligence-related activities such as intelligence preparation of the battlefield, and target analysis. It also funds activities associated with GEOINT, SIGINT, CI, and ISR.</p>

Source: CRS, based on agency websites; Joint Publication 2-0, “Joint Intelligence,” October 22, 2013; Office of the Director of National Intelligence, “U.S. National Intelligence – An Overview,” 2013; Jeffrey T. Richelson, *The US intelligence Community*, 7th ed. (Boulder, CO: Westview Press, 2015); U.S. Coast Guard, *Intelligence*, May 2010, and Dan Elkins, *Managing Intelligence Resources*, 4th ed. (Dewey, AZ: DWE Press, 2014).

Notes:

1. The descriptions are not comprehensive; rather they are representative of the primary focus of each entity.
2. Acronyms: Communications Intelligence (COMINT), Counterintelligence (CI); Electronic Intelligence (ELINT); Geospatial Intelligence (GEOINT); Human Intelligence (HUMINT); Imagery Intelligence (IMINT); Measurement and Signature Intelligence (MASINT); Open Source Intelligence (OSINT); and Signals Intelligence (SIGINT).

Appendix C. Intelligence Community Components: NIP and MIP Funding Sources

Six IC components have both MIP and NIP funding sources. The directors of DIA, NGA, NRO, and NSA serve as both Program Managers for their NIP funds and Component Managers for their MIP funds.

Table C-1. Intelligence Community Components: NIP and MIP Funding Sources

COMPONENT	MIP SOURCES	NIP SOURCES
CIA		CIAP
COCOMs (Except SOCOM)	DIA MIP	GDIP, NGP, CCP
DIA	DIA MIP	GDIP
DHS, DOE, DOJ, DOS, Treasury		Department Specific NIP
DOD	Department-Specific MIP OSD MIP	CCP, GDIP, NGP, NRP (associated with NSA, DIA, NGA and NRO)
NGA	NGA MIP	NGP
NRO	NRO MIP	NRP
NSA	NSA MIP	CCP
ODNI		CMA
USDI	OSD MIP	
USSOCOM	USSOCOM MIP	GDIP, NGP, CCP

Source: Dan Elkins, *Managing Intelligence Resources*, 4th Edition, (Dewey, AZ: DWE Press, 2014): Chapter 4 pp. 1-16

Notes:

1. DHS also has an intelligence-related program called the Homeland Security Intelligence Program. The HSIP does not fall under the NIP or MIP.
2. Acronyms: CCP—Consolidated Cryptologic Program; CIAP—CIA Program; CMA—Community Management Account; GDIP—General Defense Intelligence Program; OSD—Office of the Secretary of Defense; NGP—National Geospatial-Intelligence Program; NRP—National Reconnaissance Program.
3. See Figure 3.4 in Mark Lowenthal, *Intelligence: From Secrets to Policy*, 6th ed. (Thousand Oaks, CA: Sage/CQ Press, 2015), p. 67, for a budgetary view of the IC.

Author Contact Information

Anne Daugherty Miles
Analyst in Intelligence and National Security Policy
amiles@crs.loc.gov, 7-7739